



KB310 & KB311 Baby Changing Stations Accessibility Compliance

KB310 and KB311 Baby Changing Stations have been designed to meet the applicable provisions of the 2010 ADA Standards (ADAS) and the 2009/2017 International Code Council (ICC) A117.1 Standards when properly installed and maintained. The KB310 meets the 2012 Texas Accessibility Standard (TAS). To comply with these accessibility requirements the unit must be installed in a compliant location and height in accordance with the installation instructions. Details related to the complaint design of the unit are as follows:

Operable Parts Operation

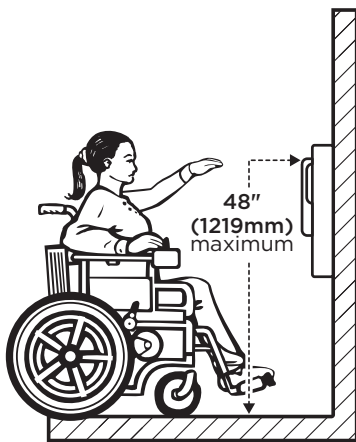
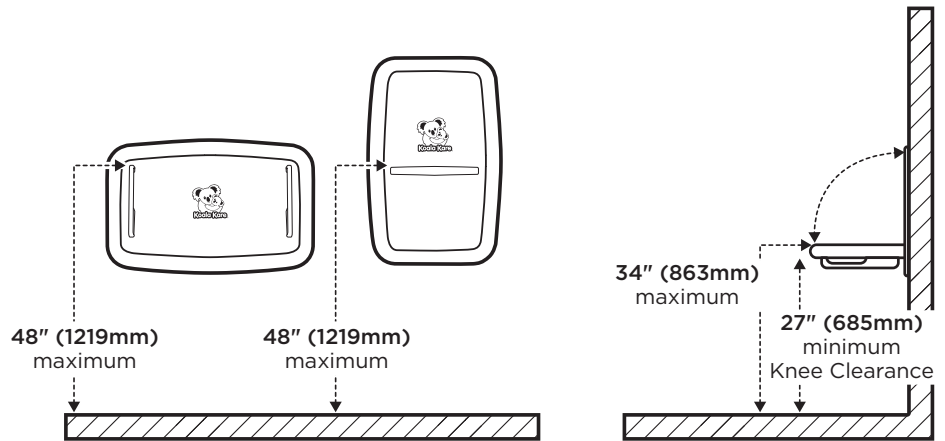
The operable parts of the unit (handles) can be operated with one hand without the need for pinching, twisting of the wrist or grasping. The design of the handle guides the user to the optimal location to operate the unit with less than 5lbs of force.

ADAS/TAS/ICC 2009/2017 309.4

Work Surface Height

The height of the work surface will be no greater than 34" (863mm) when installed per the instructions.

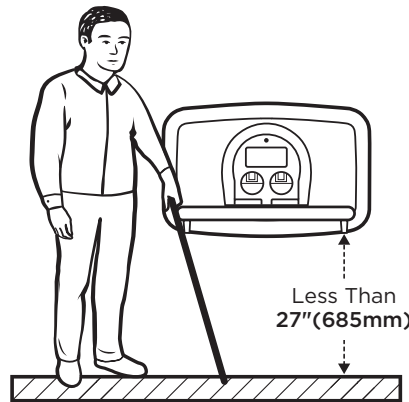
ADAS/TAS 902.3, ICC 2009/2017 902.4



Forward Reach

When the unit is closed the handles will be located below 48" (1219mm) and the internal liner dispenser will be below 44" (1117mm).

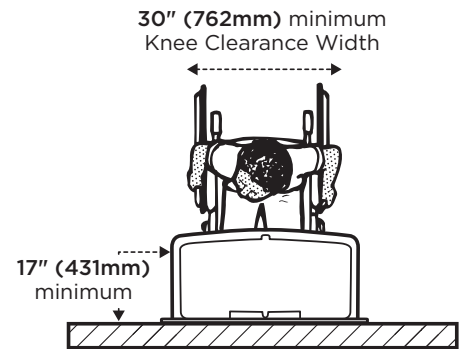
ADAS/TAS/ICC 2009/2017 308.2



Protruding Objects

The leading edge of the surface mounted unit when closed is located below 27" (685mm) allowing for cane detection permitting the handles to protrude 4" (101 mm) from the face of the closed unit. The recessed unit when closed does not protrude more than 4" (101mm). In addition, if the horizontal unit were left in the open position unattended the handles extend below 27" (685mm) acting as cane detection for the visually impaired.

ADAS/TAS/ICC 2009/2017 307



Knee and Toe Clearance

The space between the handles provides over 30" (762mm) of width for wheelchair access and the under side of the unit is over 27" (685mm) above the finished floor surface. Additionally, the open unit provides over 17" (431mm) of depth for toe clearance for wheelchair users.

ADAS/TAS/ICC 2009/2017 306

*Diagrams are not to scale.

Baby Changing Station Layout Discussion

Clear Floor or Ground Space

A 30" (762mm) wide by 48" (1219mm) deep clear floor space for a forward approach to the open unit must be provided. A parallel approach is not permitted.

ADAS/TAS/ICC 2009/2017 305, 902.2

Door Swing

The unit may not be located where a door swing could encroach into the clear floor space for the unit unless the toilet room or bathing room is for individual use only.

ADAS/TAS/ICC 2009/2017 603.2.3

Accessible Water Closet Clearance

The unit may not overlap the required clearance around an accessible water closet. For TAS, minimum space inside wheelchair accessible toilet compartment cannot be obstructed by the unit in the open or closed position.

ADAS/TAS/ICC 2009/2017 604.3.2

Accessible Water Closet Compartments

The unit may not overlap the minimum interior size of an accessible toilet compartment.

ADAS/TAS/ICC 2009/2017 604.8.1.1

Accessible Routes and Features

The unit may not protrude into the minimum accessible route width, clear width at turns; door maneuvering clearance; or clear floor space at other accessible fixtures including urinals, lavatories and dispensers. Additionally, the unit shall not be located where it blocks toilet compartment doors.

ADAS/TAS/ICC 2009/2017 403.5, 404.2, 404.2.4

Baby Changing Stations in the Open or Down Position

When baby changing stations with the bed in the open or down position are considered to be the dominant position, the requirements for protruding objects must be met. Leading edge of the baby changing station shall project 4" (101mm) maximum into a circulation path between 27" (685mm) and 80" (2032mm) above the floor. Leading edges at or below 27" (685mm) may extend any amount.

The handles on the front of the KB310 Horizontal Baby Changing Station have been designed to extend below 27" (685mm) and serve as "cane detectors" when the unit is installed in accordance with the installation instructions. The "cane detectors" prevent people with low vision or the blind from walking into a changing station bed left in the open or down position.

Conclusion

The KB310 Horizontal Baby Changing Stations comply with the 2010 ADAS, 2009/2017 ICC A117.1, and 2012 Texas Accessibility Standards (TAS). The KB311 Vertical Baby Changing Station meets all ADAS and ICC requirements.

KB310/KB311 Series Baby Changing Station Accessibility Guide	KB310	KB311	Compliant
Does the unit require less than 5lbs of force to operate, without tight grasping, pinching of the fingers or twisting of the wrist?	Yes	Yes	Yes
On the KB310 unit, do the vertical handles extend below 27" (685mm) above the floor when the changing bed is in the open or down position, providing cane detection for the portion of the open unit that protrudes more than 4" (101mm) into a circulation path?	Yes	N/A	Yes
Can the unit be mounted at a height that provides minimum 27" (685mm) vertical knee clearance, 30" (762mm) wide minimum, extending 8" (203mm) back from the leading edge, with toe clearance, extending 17" (431mm) minimum to 25" (635) maximum under the open changing bed?	Yes	Yes	Yes
Can the unit be mounted at a height that provides a working surface height of the open changing bed at 34" (863mm) maximum above the floor?	Yes	Yes	Yes
Can the unit be mounted with the operating handle on the closed unit 48" (1219mm) maximum, and interior liner dispenser outlets on the open unit 44" (1117mm) maximum above the floor?	Yes	Yes	Yes